

**STATEMENT OF COMPREHENSIVE INCOME**

as at 31 March, 2016


**"Kyrgyz-Swiss Bank", CJSC**

*in thousand KGS*

	<u>31 March 2016</u>	<u>31 March 2015</u>
Interest income	23 936	15 268
Interest expenses	(8 212)	(5 903)
Net interest income before formation of provision for impairment (Creation)/recovery of provision for impairment of assets to be subject to interest	15 724  (14 267)	9 365  (2 285)
<b>NET INTEREST INCOME</b>	<b>1 457</b>	<b>7 080</b>
Net profit/(loss) on transactions with derivative financial instruments	1 128	(223)
Net profit/(loss) from foreign currency operations	5 618	772
Fee and commission income	3 711	1 364
Fee and commission expenses	(329)	(381)
Other income	2 164	-
<b>NET NOT INTEREST INCOME</b>	<b>12 292</b>	<b>1 532</b>
<b>OPERATING INCOME</b>	<b>13 749</b>	<b>8 612</b>
<b>OPERATING EXPENSES</b>	<b>(15 738)</b>	<b>(9 754)</b>
<b>PROFIT BEFORE INCOME TAX</b>	<b>(1 989)</b>	<b>(1 142)</b>
Profit/(loss) for the period	(1 989)	(1 142)
Other comprehensive income	-	-
<b>Total comprehensive income for the period</b>	<b>(1 989)</b>	<b>(1 142)</b>



Altynai Ormombekova  
Acting Chairman of the Board

  
 Naima Seidakhmatova  
 Chief accountant

**STATEMENT OF FINANCIAL POSITION**  
**as at 31 March, 2016**  
**"Kyrgyz-Swiss Bank", CJSC**

*in thousand KGS*

	<u>31 March 2016</u>	<u>31 March 2015</u>
<b>ASSETS</b>		
Cash and cash with NBKR	168 656	76 470
Cash with banks	338 265	276 072
Loans to customers	570 700	416 772
Reserves for possible loan losses	(47 362)	(9 948)
Total net loans	523 338	406 824
Securities bought under repo agreements	-	8 018
Property, equipment and intangible assets	39 105	33 377
Investments and financial participation	17 641	-
Derivative financial instruments	2 319	1 702
Deffered income tax assets	2 145	362
Other assets	6 348	16 716
<b>TOTAL ASSETS</b>	<b>1 097 817</b>	<b>819 541</b>
<b>LIABILITIES AND EQUITY</b>		
<b>LIABILITIES</b>		
Current accounts and deposits from financial and credit institutions	101 439	225 622
Current accounts and deposits from customers	504 951	375 609
Loans from financial and credit institutions	105 870	
Other liabilities	7 262	5 374
<b>TOTAL LIABILITIES</b>	<b>719 522</b>	<b>606 605</b>
<b>EQUITY</b>		
Share capital	422 389	242 389
Retained earnings	(44 094)	(29 453)
<b>TOTAL EQUITY</b>	<b>378 295</b>	<b>212 936</b>
<b>TOTAL LIABILITIES AND EQUITY</b>	<b>1 097 817</b>	<b>819 541</b>



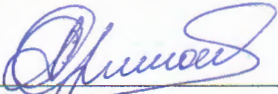
**Altynai Ormonbekova**  
 Acting Chairman of the Board

**Naima Seidakhmatova**  
 Chief accountant


**STATEMENT OF CHANGES IN EQUITY**  
as at 31 March, 2016  
"Kyrgyz-Swiss Bank", CJSC

*in thousand KGS*

	Share capital	Revaluation reserves for financial assets available for sale	Accumulated deficit	Total equity
<b>Balance at December 31,2014</b>	242 389	-	(28 311)	214 078
Comprehensive income	-	-	(1 142)	(1 142)
Change in revaluation reserves for financial assets available for sale	-	-	-	-
Issue of shares	-	-	-	-
<b>Balance at March 31,2015</b>	242 389	-	(29 453)	212 936
Comprehensive income	-	-	(13 794)	(13 794)
Change in revaluation reserves for financial assets available for sale	-	746	-	746
Issue of shares	180 000	-	-	180 000
<b>Balance at December 31,2015</b>	422 389	746	(42 105)	381 030
Comprehensive income	-	-	(1 989)	(1 989)
Change in revaluation reserves for financial assets available for sale	-	(746)	-	(746)
Issue of shares	-	-	-	-
<b>Balance at March 31,2016</b>	422 389	-	(44 094)	378 295

  
Altynai Ormonbekova  
Acting Chairman of the Board



  
Naima Seidakhmatova  
Chief accountant



**STATEMENT OF CASH FLOWS**  
as at 31 March, 2016  
"Kyrgyz-Swiss Bank", CJSC

in thousand KGS

	<u>31 March 2016</u>	<u>31 March 2015</u>
<b>Cash flows from operating activities:</b>		
Interest received	21 286	14 695
Interest paid	(8 159)	(3 997)
Commissions received	3 711	1 253
Commissions paid	(331)	(756)
Financial instruments operations, net	680	(224)
Foreign exchange operations, net	5 789	568
Other income	2 164	47
Operating expenses	(14 008)	(9 501)
Cash flow from operating activities before changes in operating assets and liabilities:	11 132	2 085
Changes in operating assets and liabilities		
Changes of obligatory reserve in NBKR	29 601	(16 018)
Net increase in credits to financial institutions	(11 305)	(18 516)
Net increase in credits to clients	28 620	(66 761)
Net increase in repurchase agreements	-	1 263
Net increase in other assets	4 092	(14 497)
Net increase in due to banks and other financial institutions	(139 958)	102 367
Net increase in customer accounts	(89 303)	(50 629)
Borrowed funds	105 024	-
Net increase in other liabilities	677	294
Net cash from operating activity	(72 552)	(62 497)
<b>Cash flows from investing activity:</b>		
Purchase of investments	-	-
Proceeds from sale of investments	53 155	-
Purchase of property, equipment and intangible assets	(10 380)	(699)
Net cash from investing activities	42 775	(699)
<b>Cash flows from financing activities</b>	-	-
Effect of changes in foreign exchange rates	171	448
Net increase in cash and cash equivalents	(18 474)	(60 664)
Cash and cash equivalents at the beginning of reporting period	461 336	360 722
Cash and cash equivalents at the end of reporting period	442 862	300 059

Ormonbekova Altynai  
Acting Chairman of Management Board



Naima Seidakhmatova  
Chief accountant